


# SIV SERIES

Small Changes, Big Accomplishments







## 545-560W



### ● SIV SERIES

Seraphim redefined the high-efficiency module series by integrating 182mm silicon wafers with multi-busbar and half-cut cell technologies. Seraphim panel combined creative technology effectively and extremely improved the module efficiency and power output.

### ● KEY FEATURES

-  Less mismatch to get more power
-  Less power loss by minimizing the shading impact
-  Competitive low light performance
-  3 times EL test to ensure best quality
-  Ideal choice for utility and commercial scale projects by reduced BoS and improved ROI
-  Outstanding reliability proven by PVEL for stringent environment condition:
  - Sand, acid, salt and hail stones
  - 2400 Pa wind load and 5400 Pa snow load
  - Anti-PID

### ● QUALITY SYSTEM

ISO9001 / ISO14001 / ISO45001

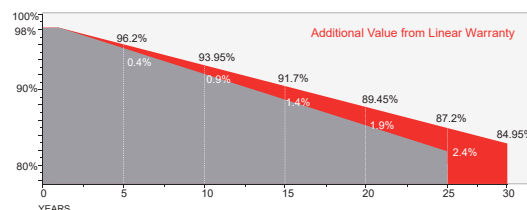
### ● PRODUCT CERTIFICATION



### ● INSURANCE

**PICC**

### ● WARRANTY



**15 YEARS** Guarantee on product material and workmanship

**30 YEARS** Linear power output warranty

# RAYSTECH

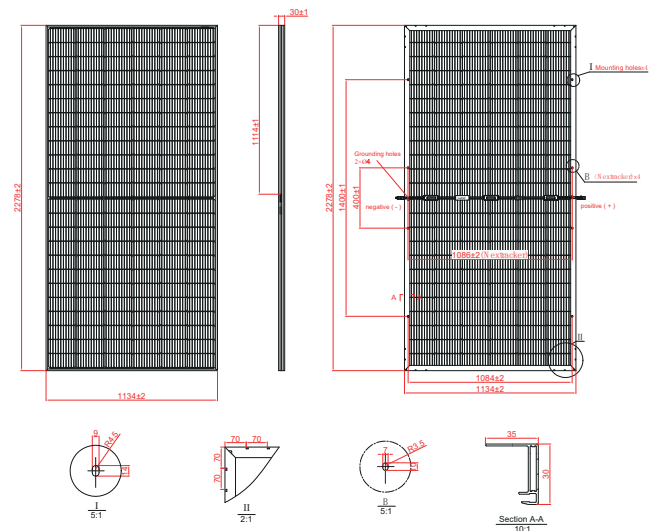
## Mechanical Specifications

External Dimension	2278 x 1134 x 30 mm
Weight	32.0 kg
Solar Cells	PERC Mono crystalline(144pcs)
Front / Back Glass	2.0mm AR coating semi-tempered glass, low iron
Frame	Black anodized aluminium alloy
Junction Box	IP68, 3 diodes
Output Cables	4.0mm <sup>2</sup> , 250mm(+)/350mm(-) or Customized Length

## Packing Configuration

Container	20'GP	40'HQ
Pieces per Pallet	36	36
Pallets per Container	4	20
Pieces per Container	144	720

## Technical drawing



## Electrical Characteristics

Module Type	SRP-545-BMA-BG			SRP-550-BMA-BG			SRP-555-BMA-BG			SRP-560-BMA-BG		
	Front STC	Front NOCT	Back STC	Front STC	Front NOCT	Back STC	Front STC	Front NOCT	Back STC	Front STC	Front NOCT	Back STC
Maximum Power $-P_{mp}$ (W)	545	409	382	550	414	385	555	418	389	560	423	392
Open Circuit Voltage $-V_{oc}$ (V)	49.60	46.32	49.58	49.70	46.40	49.68	49.80	46.50	49.78	49.90	46.57	49.88
Short Circuit Current $-I_{sc}$ (A)	13.90	11.23	9.80	14.00	11.32	9.87	14.10	11.41	9.94	14.21	11.49	10.02
Maximum Power Voltage $-V_{mp}$ (V)	41.80	38.41	41.86	42.05	38.58	42.10	42.31	38.68	42.34	42.56	38.85	42.60
Maximum Power Current $-I_{mp}$ (A)	13.04	10.65	9.13	13.08	10.73	9.15	13.12	10.81	9.19	13.16	10.89	9.22
Module Efficiency STC- $\eta_m$ (%)	21.10			21.29			21.48			21.68		
Power Tolerance (W)	(0, +4.99)											
Pmax Temperature Coefficient	-0.34 %/°C											
Voc Temperature Coefficient	-0.26 %/°C											
Isc Temperature Coefficient	+0.05 %/°C											

STC: Irradiance 1000 W/m<sup>2</sup> module temperature 25°C AM=1.5  
Power measurement tolerance: +/-3%

## Rear Side Power Gain(SRP-550-BMA-BG)

Power Gain	10%	15%	20%	25%	30%
Maximum Power $-P_{mp}$ (W)	605	633	660	688	715
Open Circuit Voltage $-V_{oc}$ (V)	49.70	49.70	49.70	49.70	49.70
Short Circuit Current $-I_{sc}$ (A)	15.40	16.10	16.80	17.50	18.20
Maximum Power Voltage $-V_{mp}$ (V)	42.05	42.05	42.05	42.05	42.05
Maximum Power Current $-I_{mp}$ (A)	14.39	15.04	15.70	16.35	17.00

## Application Conditions

Maximum System Voltage	1500V DC
Maximum Series Fuse Rating	25 A
Operating Temperature	-40~+85 °C
Nominal Operating Cell Temperature	45±2 °C
Bifaciality	70%±10%
Mechanical Load	Front side 5400 Pa / Back side 2400 Pa

## I-V Curve

